

EMBLEM SIZE

Area - Minimum: 1/2" x 1/2" Maximum: 5.75" x 5.75"

Thickness - Varies depending on the complexity of the design starting at 2 mm.

MINIMUM TEXT SIZES

Minimum Width - 0.4mm

Minimum Space Between Floating Elements - 1mm



Minimum size within an emblem
0.024" / 0.4mm



Minimum size floating and space between floating elements:
0.040" / 1mm

COLOR

CMYK colors are accepted. CMYK, RGB, and PMS colors are accepted, but color matching is not guaranteed.

ADHESIVE

Heat Applied (white backing) — to be applied with a professional heat press. Not recommend for heat-sensitive fabrics.

Pressure Sensitive (brown backing) — sticker backing for use on hard goods. Not recommended for surfaces that may contain an oil finish such as silicone or any type of outdoor goods.

LIMITATIONS

Since the product is applied with heat, it is not recommended to use on heat sensitive fabrics (ex. some nylons, silk, leather, wool, fleece).

COMPATIBILITY

Heat Applied - Cotton, Polyester, Cotton/Poly Blends

Pressure Sensitive - Smooth Surfaces on Hard Goods

ART RENDERING

- Digital sample via email with textures
- Can be edited

SET-UP CHARGES

One-time mold/art work fee.

SHELF LIFE

1-year shelf life before applying (stored in a room temperature controlled environment).

COLOR WHEEL



Metallic



Non-Metallic



Clear

TEXTURES


Textures are predicated by each individual design and are typically only shown in the background.



Vertical Lines




Horizontal Lines



Diagonal Lines



Arrow



Waves




Herringbone



Mirror In



Chains



Dots



HEAT APPLY WITH A PROFESSIONAL HEAT PRESS

HOTRONIX® 360 IQ® HAT PRESS

Time: 20-30 seconds

Temp: 280°F Upper / 320°F Lower

Pressure: Medium

Peel: Cold

Cover Sheet: 1/8" Foam Pad

HEATED UPPER PLATEN

Time: 15-20 seconds

Temp: 360°F

Pressure: Medium

Peel: Cold

Cover Sheet: FlexStyle® Silicone Pad

- Pre-heat bottom platen for 60 seconds and fabric for 15-20 seconds.

HEATED LOWER PLATEN

Time: 12-15 seconds

Temp: 280°F Upper / 320°F Lower

Pressure: Medium

Peel: Cold

Cover Sheet: FlexStyle® Silicone Pad

CAP PRESS

Time: 20-30 seconds

Temp: 360°F

Pressure: Medium

Peel: Cold

Cover Sheet: FlexStyle® Silicone Pad

- Pre-heat bottom platen for 60 seconds. Load cap and pre-heat 20 seconds. Cover with Pad and press.

FABRIC COMPATIBILITY

- 100% Cotton
- 100% Polyester
- Cotton/Poly Blends

Note: Due to the thickness/weight of Beveled emblems, lightweight fabrics are not recommended.

WASHING INFORMATION

FlexStyle® emblems will withstand at least 25 cold domestic washes. Hang dry.

NOTE

If substituting the 1/8" Foam Pad for the FlexStyle® Silicone Pad, please add 5-10 seconds dwell time.

PRESSURE SENSITIVE APPLICATION

APPLICATION

Make sure the application area is thoroughly cleaned. Rubbing alcohol can be used.

Remove paper backing and press firmly on the desired location. For best results, please allow at least 24 hours cure time.

FOR USE ON

Smooth, hard surfaces. Not recommended for surfaces that may contain an oil finish such as silicone or any type of outdoor goods.